

CP-1262HE

HDMI to PC/Component Converter with Audio Box

Operation Manual




Table Of Contents

1. Introduction.....	1
2. Features.....	1
3. Operation Controls and Functions.....	2
3.1 Front Panel.....	2
3.2 Rear Panel.....	2
4. Connection and Installation.....	3
5. HDMI Connector Pin Assignment.....	3
6. Specifications.....	4

1. Introduction

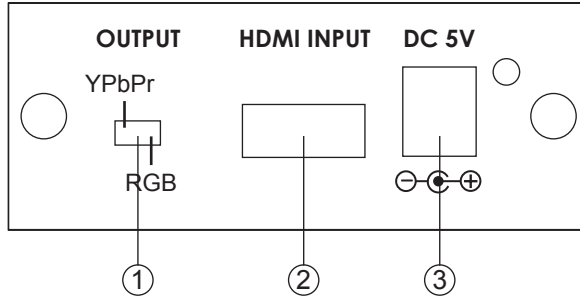
This converter box converts digital HDMI to Analog PC or SD/HD output. It enables to connect the HDMI sources to the analog PC monitor, Projector or TV. Its high bandwidth capability supports a wide range of PC and HDTV resolutions.

2. Features

- Supports HDMI input and Analog PC or SD/HD output.
- Supports output selection between YPbPr and RGB.
- Supports input/output resolution as below:
 - PC: 640x480= VGA59 , VGA60, VGA72, VGA75, VGA85
 - 800x600= SVGA56, SVGA60, SVGA72, SVGA75, SVGA85
 - 1024x768= XGA60, XGA70, XGA75, XGA85
 - 1152x864= MAC70, MAC75, MAC85
 - 1280x800= WXGA60
 - 1280x1024= SXGA60, SXGA75, SXGA85,
 - 1440x900= WXGA60
 - 1600x1200= UXGA60
 - 1680x1050=WSXGA+60
 - 1920x1200= WUXGA60(pixel-rate=154MHz)
 - HD: 480i60, 576i50, 480P60, 576P50, 720P60, 720P50, 1080i60, 1080i50, 1080P60, 1080P50
- Note: ① Due to the limitation of Tri-level synchronies output the image will shift to the left side of the screen when component output at 720p/1080i/1080p.
- ② If HDMI source includes HDCP(High-bandwidth Digital Content Protection), output display is not supports HDCP decryption and no image will display.
- Built in EDID.
- HDMI 1.3, HDCP 1.1 and DVI compliant.

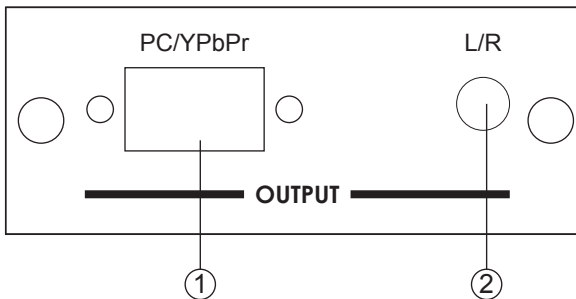
3. Operation Controls and Functions

3.1 Front Panel



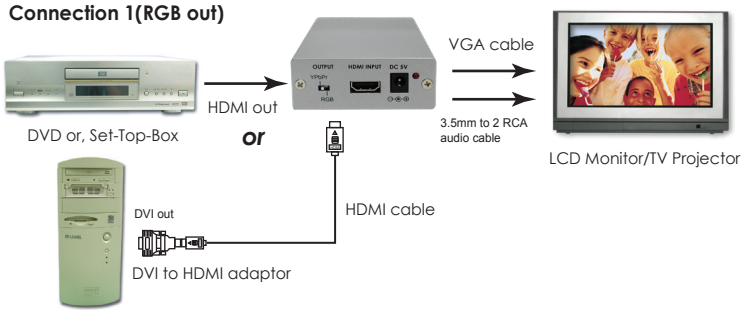
- ① YPbPr/RGB switch:
Set the switch to RGB when your HDMI source equipment is PC graphic card or other digital RGB source signal. Use HD-15 to HD-15 VGA cable to connect between the unit's RGB out and the RGB input of your PC monitor, or projector. Set the switch to YPbPr when your HDMI source equipment is DVD player, set-top-box or other High definition digital video source. Use a VGA to 3 RCA adaptor cable to connect the unit's YPbPr out to the YPbPr input connector of your HDTV.
Note: When YPbPr output from HD-15 D-Sub the H-pin and V-pin will remain the signal at the same time.
- ② HDMI input: Connect the HDMI input port to the HDMI output port of your source equipment such as DVD player or set-top-box.
- ③ Power: Plug the 5VDC power supply into the unit and connect the adaptor to AC wall outlet.

3.2 Rear Panel

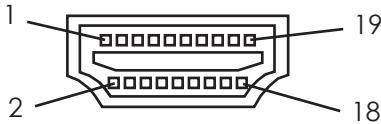


- ① HD-15 D-Sub output: Connect the output port to the PC/YPbPr input of analog PC monitor, Projector or TV.
- ② L/R: Stereo audio output via 3.5mm phone jack.

4. Connection and Installation

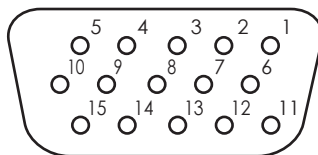


5. HDMI Connector Pin Assignment



Pin#	Function Assignment	Pin#	Function Assignment
1	TMDS Data2+	2	TMDS Data2 Shield
3	TMDS Data2-	4	TMDS Data1+
5	TMDS Data1 Shield	6	TMDS Data1-
7	TMDS Data0+	8	TMDS Data0 Shield
9	TMDS Data0-	10	TMDS Clock+
11	TMDS Clock Shield	12	TMDS Clock-
13	CEC	14	Reserved (N.C. on device)
15	SCL	16	SDA
17	DDC/CEC Ground	18	+5V Power
19	Hot Plug Detect		

Output Format



B. Analog VGA output pin assignment when output switch set to RGB.

Part No.	Pin No.	Description (PC out)
DB15HD	1	RED
	2	GREEN
	3	BLUE
	4	GND
	5	GND (DDC-RETURN)
	6	GND-RED
	7	GND-GREEN
	8	GND-BLUE
	9	N.C
	10	GND-SYNC
	11	GND
	12	DDC-DATA
	13	H-SYNC
	14	V-SYNC
	15	DDC-CLOCK

C. Analog VGA output pin assignment when output switch set to YPbPr.

Part No.	Pin No.	Description (HD out)
DB15HD	1	Pr
	2	Y
	3	Pb
	4	GND
	5	GND (DDC-RETURN)
	6	GND-Pr
	7	GND-Y
	8	GND-Pb
	9	N.C
	10	GND-SYNC
	11	GND
	12	DDC-DATA
	13	H-SYNC
	14	V-SYNC
	15	DDC-CLOCK

6. Specifications

Operation Frequency	Up to 225MHz
Input Port	1 x HDMI
Output Ports	1 x HD-15 D-Sub (RGBHV or YPbPr) 1 x Analog L/R 3.5mm phone jack
Output Signal	RGB: 0.7Vp-p 75ohm H/V: 3 to 5 Vp-p Or Y: 1 Vp-p 75ohm PB/Pr: 0.7 Vp-p 75ohm
Input/Output Resolution	PC: 640x480= VGA59 , VGA60, VGA72, VGA75, VGA85 800x600= SVGA56, SVGA60, SVGA72, SVGA75, SVGA85 1024x768= XGA60, XGA70, XGA75, XGA85 1152x864=MAC70, MAC75, MAC85 1280x800=WXGA60 1280x1024= SXGA60, SXGA75, SXGA85, 1440x900=WSXGA60 1600x1200= UXGA60 1680x1050=WSXGA+60 1920x1200= WUXGA60(pixel-rate=154MHz) HD: 480I60, 576I50, 480P60, 576P50, 720P60, 720P50, 1080I60, 1080I50, 1080P60, 1080P50
HDMI Audio In	PCM2
HDMI In Color Space	RGB, YUV
Power Supply	5V/1A DC (US/EU standards, CE/FCC/UL certified)
Dimensions (mm)	76(W) x 30(D) x 92(H)
Weight(g)	172
Chassis Material	Aluminum
Silkscreen Color	Silver
Operating Temperature	0°C ~ 40°C
Power Consumption	2.5W (max)



CYPRESS TECHNOLOGY CO., LTD.
Home page: <http://www.cypress.com.tw>

20080818 MPM-CP1262HE